

Attention Families!

Southeast Polk Community School District's Meal Payments have been updated!

Set up auto-replenish payments with a computer or any device with internet access at <https://SEPolk.revtrak.net>.

No longer worry about your student's low food account balance! The district offers automatic payments to your student's meal account.

Save time and be confident your student's account is funded when needed. Set up auto-replenish with a credit or debit card.

Food Service




Visit <https://SEPolk.revtrak.net> to pay fees online.

Auto-Replenish Saves Time and Eliminates Hassle

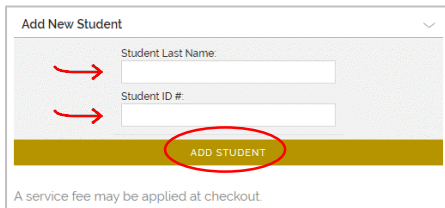


Visit the Web Store

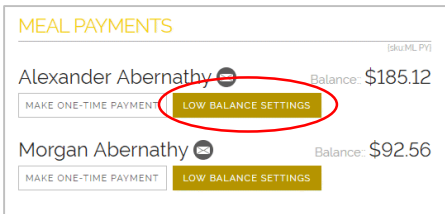


Visit SEPolk.revtrak.net and click **Meal Payments** to set up auto-replenish for your student's food account. Log in or create your personal Web Store account.

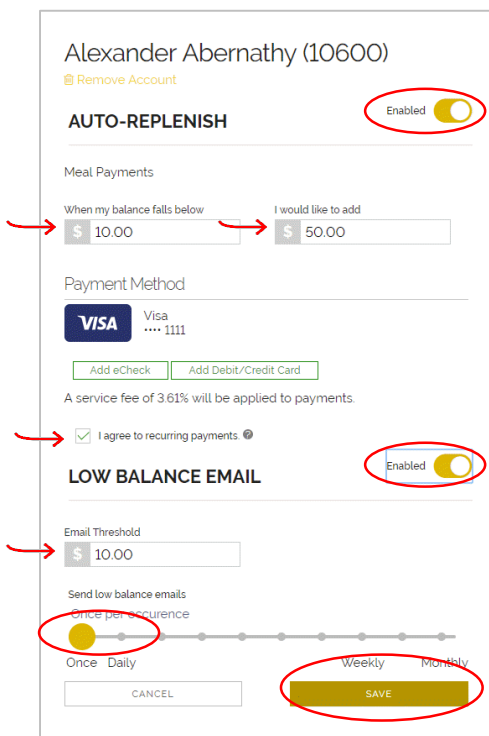
Set up Food Account Auto-Replenish for Each Student



If you haven't previously paid for your student, the name won't show on the food item. Enter your student's credentials and click **Add Student**. The student will show in the future, when logged in to the Web Store.



To set up auto-replenish for your student, click **Low Balance Settings** under their name. You may click **Make One-Time Payment** to pay as usual, but this will not enable or set up auto-replenish.



Toggle "Disabled" to **Enabled**.

You may adjust the default settings to preference and add or select a payment method.

Click **I agree to recurring payments** (hover on the info icon for details).

Click **Save** to complete setup.

The Web Store will do the rest!

Transactions automatically occur beginning at 7p.m. CST and are confirmed with an email sent to the account holder.

Adjust settings or view payments at any time.

Settings can be adjusted at any time on the food item or in your Web Store "My Account" settings. Log in to the Web Store to manage settings or view payment history.